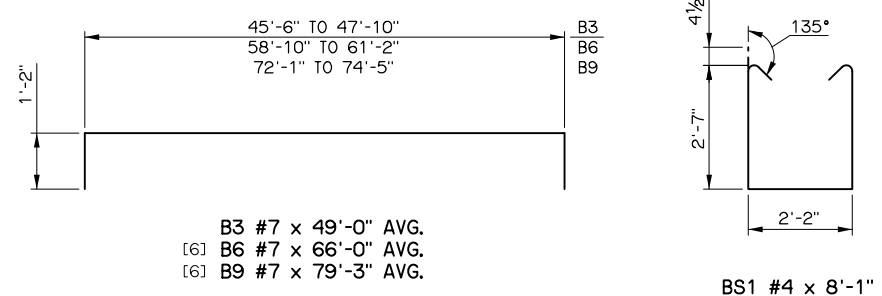
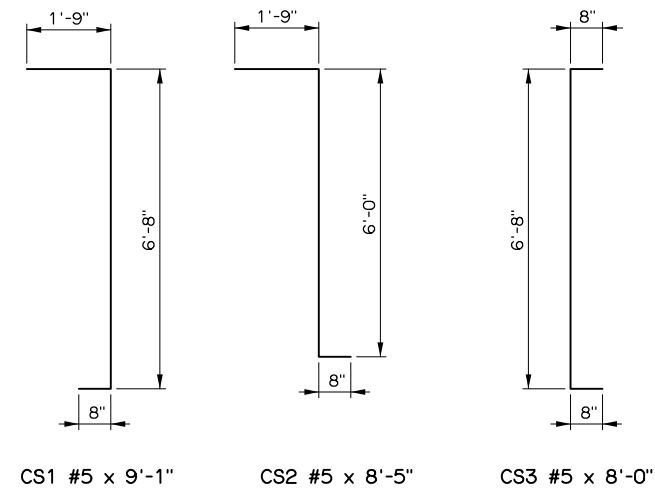


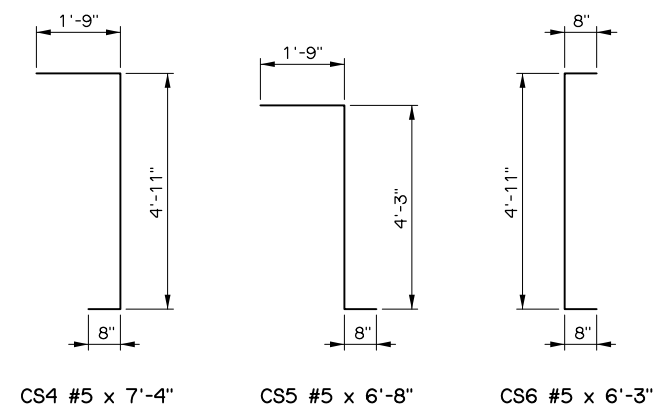
AC #5 x 3'-8"      AD2 #5 x 4'-6"      AD3 #5 x 4'-6"



B3 #7 x 49'-0" AVG.  
 [6] B6 #7 x 66'-0" AVG.  
 [6] B9 #7 x 79'-3" AVG.  
 BS1 #4 x 8'-1"



CS1 #5 x 9'-1"      CS2 #5 x 8'-5"      CS3 #5 x 8'-0"

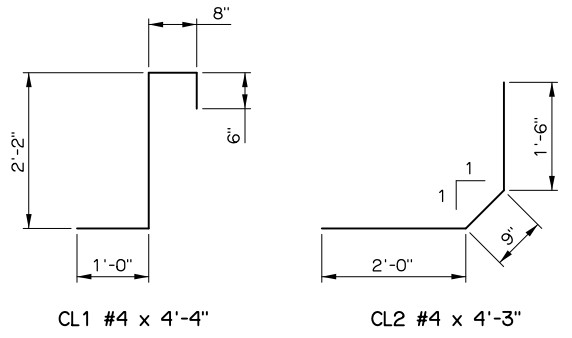


CS4 #5 x 7'-4"      CS5 #5 x 6'-8"      CS6 #5 x 6'-3"

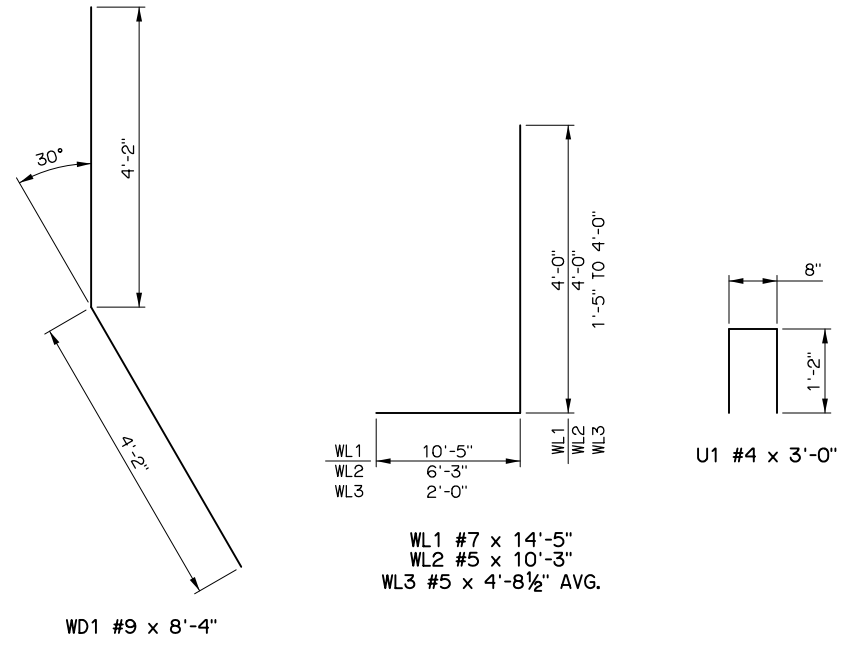
APRON AND HEADWALL BAR LIST					
ONE APRON AND ONE HEADWALL SHOWN					
MARK	SIZE	NO.	FORM	LENGTH	REMARKS
AC	#5	12	BNT.	3'-8"	
AD1	#6	76	STR.	6'-0"	
AD2	#5	12	BNT.	4'-6"	
AD3	#5	12	BNT.	4'-6"	
AL1	#6	76	STR.	36'-3"	
AL2	#6	80	STR.	18'-11 1/2" AVG.	2'-6" TO 35'-5"
[2] [3] AT1	#5	18	STR.	69'-1" AVG.	64'-5" TO 73'-9"
[3] AT2	#5	18	STR.	53'-4" AVG.	48'-8" TO 58'-0"
[4] AT3	#5	22	STR.	39'-2" AVG.	33'-8" TO 44'-8"
B1	#7	4	STR.	46'-8" AVG.	45'-6" TO 47'-10"
B2	#4	2	STR.	46'-8" AVG.	45'-6" TO 47'-10"
B3	#7	4	BNT.	49'-0" AVG.	47'-10" TO 50'-2"
[5] B4	#7	4	STR.	63'-8" AVG.	62'-5" TO 64'-11"
[2] B5	#4	2	STR.	62'-6" AVG.	61'-3" TO 63'-9"
[6] B6	#7	4	BNT.	66'-0" AVG.	64'-10" TO 67'-2"
[5] B7	#7	4	STR.	77'-0" AVG.	75'-9" TO 78'-3"
[2] B8	#4	2	STR.	75'-10" AVG.	74'-7" TO 77'-1"
[6] B9	#7	4	BNT.	79'-3" AVG.	78'-1" TO 80'-5"
BS1	#4	165	BNT.	8'-1"	
[7] CH	#4	4	STR.	33'-8"	
[7] CL1	#4	38	BNT.	4'-4"	
[7] CL2	#4	38	BNT.	4'-3"	
CS1	#5	147	BNT.	9'-1"	
CS2	#5	147	BNT.	8'-5"	
CS3	#5	8	BNT.	8'-0"	
CS4	#5	82	BNT.	7'-4"	
CS5	#5	82	BNT.	6'-8"	
CS6	#5	8	BNT.	6'-3"	
[2] CT1	#5	4	STR.	77'-4"	
[2] CT2	#4	12	STR.	77'-4"	
CT3	#7	8	STR.	40'-10"	
CT4	#4	16	STR.	40'-10"	

WINGWALL BAR LIST					
ONE WINGWALL SHOWN; TWO REQUIRED					
MARK	SIZE	NO.	FORM	LENGTH	REMARKS
WD1	#9	22	BNT.	8'-4"	
WH1	#4	2	STR.	41'-2"	
[4] WH2	#4	22	STR.	21'-1 1/2" AVG.	3'-10" TO 38'-5"
WH3	#5	2	STR.	41'-9"	
WL1	#7	21	BNT.	14'-5"	
WL2	#5	31	BNT.	10'-3"	
WL3	#5	10	BNT.	4'-8 1/2" AVG.	3'-5" TO 6'-0"
WT1	#4	32	STR.	2'-10"	
WT2	#4	2	STR.	12'-0"	
WT3	#4	10	STR.	10'-6 1/2" AVG.	9'-3" TO 11'-10"
WT4	#4	20	STR.	6'-3" AVG.	3'-6" TO 9'-0"
WT5	#4	10	STR.	2'-8 1/2" AVG.	1'-5" TO 4'-0"
WV1	#5	2	STR.	12'-0"	
WV2	#5	19	STR.	10'-6 1/2" AVG.	9'-3" TO 11'-10"
WV3	#5	20	STR.	6'-3" AVG.	3'-6" TO 9'-0"
U1	#4	1	BNT.	3'-0"	

- [1] 4-SETS OF 20 BARS
- [2] LENGTH INCLUDED ONE 2'-6" LAP
- [3] 2-SETS OF 9 BARS
- [4] 2-SETS OF 11 BARS
- [5] LENGTH INCLUDES ONE 3'-8" LAP  
LAP SPLICE AT C OF APRON
- [6] LENGTH INCLUDES ONE 3'-8" LAP  
LAP SPLICE AT MID POINT BETWEEN PILES
- [7] HEADWALL REINFORCING



CL1 #4 x 4'-4"      CL2 #4 x 4'-3"



WD1 #9 x 8'-4"

WL1 #7 x 14'-5"  
 WL2 #5 x 10'-3"  
 WL3 #5 x 4'-8 1/2" AVG.

U1 #4 x 3'-0"

Plotted By: rdm    Date: 6/7/2017 4:52:42 PM    File: i:\2010\10K11 Birch Saff Rock Creek\001 - Birch Creek-Final P&E Submittal 6-7-17\110-RCB Culvert End Section Details Sheet 3 of 3.dgn

SH-99 OVER UNNAMED CREEK		OSAGE COUNTY		Design	SBH	-
BRIDGE "B"				Detail	RJM	EMH
RCB CULVERT - END SECTION DETAILS				Check	SBH	-
SHEET 3 OF 3				Squad	....	
NO. 5730 1170 X		NBI 04875		Engr.	....	
<b>STATE OF OKLAHOMA</b>		DEPARTMENT OF TRANSPORTATION				
JOB PIECE NO. 24261(04)						SHEET NO. 110